



B M FASTENERS



Stainless Steel | Fasteners | MS Fasteners | Dairy and Pharma Fittings |
Butt - Weld Fittings | Forge and Flange Fitting |
All Type IC Fittings | SS Raw Materials | Etc.

OUR PRODUCTS MAINLY APPLIED TO

- ✦ Industry
- ✦ Construction Line
- ✦ Valves
- ✦ Pumps
- ✦ Mechanical Transmission Machines
- ✦ Railway
- ✦ Vessels
- ✦ Yachts
- ✦ Steel Structural Bridges
- ✦ Kitchen Equipments
- ✦ Furniture Fittings
- ✦ Bathroom Fittings
- ✦ Petrochemical
- ✦ Offshore Oil Towers
- ✦ Structural Steel Building
- ✦ Wind Mills
- ✦ Power Transmission Towers
- ✦ Water & Oil Gas Pipeline
- ✦ Water Storage Tanks
- ✦ And Many More



Call : (+91) 9925735428.

Email: bmfasterers77@gmail.com

Welcome To B.M. FASTENERS

We take great pleasure in presenting ourselves as one of the leading stockiest cum Suppliers & Exporters for Stainless steel, Carbon steel & Alloy steel Industrial Raw Material. Here we present, this catalogue in which we have tried to cover all the required technical specifications and product application meant for Engineering, Petrochemical, Power, Paper, Cement, Fertilizers and Textile Industries.

STAINLESS STEEL FASTENERS:-

304,304L, 316,316L, 310, all grade BOLT, NUT, WASHER, C.S.K SCREWS, PAN HEAD SCREWS, PAN PHILIPS SCREWS, PAN SLOTTED SCREWS MACHINE SCREW, ALLEN CAP, GRUB SCREW, NAY LOCK NUT, DOM NUT, WING NUT, STUD, U BOLT, HOSE CLAMP, CLAMP, T BOLT, I BOLT, ANCHOR BOLT ETC.

GRADES AS PER REQUIRED FROM COMMERCIAL TO 304, 316L FOR MEDICAL, ELECTRICAL, ENGINEERING AND CHEMICAL INDUSTRIES.

STAINLESS STEEL FLANGES:

THREADED FLANGES ,WELD NECK FLANGES, BLIND FLANGES, SLIP ON FLANGES, DIN FLANGES, SOCKET WELDING FLANGES And All Types Of Flanges..

BUT-WELD PIPES FITTINGS & VALVES:

BUTT WELD ELBOWS, TEES, STUBENDS, REDUCERS, CAPS, NIPPLES, FORGED SOCKET WELD AND THREADED OR SCREWED ELBOWS, TEES, CROSS, REDUCERS, SOCKETS, PLUGS, FLANGES, BUSHING, BALL VALVE, FLANGED VALVE, NEEDLE VALVE, AND ALL TYPES OF VALVES...

DAIRY FITTINGS & VALVES:

S.S BEND, TEE, U BEND, SMS UNION, SIDE GLASS UNION, PIPE CLAMP, T.C CLAMP, REDUCER, REDUCER LINER, BUTTERFLY VALVE, NRV VALVE, FRV VALVE, TANK VALVE, TC BALL VALVE, 2WAY & 3 WAY PLUG VALVE, DIAPHARAGM VALVE, CONICLE FILLTER, SAMPLE COCK, SPARY BALL, FLOW GLASS, GATE VLAVE, GLOBE VALVE Etc.

You will be pleased to know that we are in this field for more than 12 years and have a vast experience in the field of Supplying these Material to Government, Semi-Government, Public and Multinational undertaking companies throughout the Country.

This catalogue has been designed to help Plant Engineers, Purchase Managers and Plant Designers in gathering all the required information, data and useful facts, which will make buying decision much easier for them.

We assure you our best services and quality materials at all times.

STAINLESS STEEL FASTENERS



SS HEX BOLT



SS ALLEN CAP



SS ALLEN CSK



SS BUTTEN HEAD



SS CH HD SCREW



SS CSK SCREW



SS ROUND HEAD



SS CSK PHILIPS



SS PAN PHILIPS SCREW



SS DOME BOLT



SS RING BOLT



SS EYE BOLT



SS CARRIAGE BOLT



SS HEX NUT



SS LOCK NUT



SS FLANGE NUT



SS NYLOCK NUT



SS WING NUT



SS SQUIRE NUT



SS DOM NUT



SS EYE NUT



SS EYE NUT



SS PLAIN WASHER




SS SPRING WASHER



SS FLAT WASHER



SS SELF TAPPING SCREW



SS STUD



SS THREDDING ROD



SS J BOLT



SS U BOLT



SS ANCHOR FASTNER



SS ANCHOR FASTNERS



SS CIRCLIP EXTERNAL



SS CIRCLIP INTERNAL.



SS E CIRCLIP



SS FLANGE BOLT

STAINLESS STEEL FASTENERS



36 DOWEL PINS



37 SS POP RIVET



COLIURED POP RIVETS



SS BLIND RIVET



SS CAGE NUT



SS CASTLE NUT



SS CIRCLIP



SS MONHOL BOLT SET



SS FLANGE BOLT



SS INSERT NUT



SS RING BOLT



SS SELF CLINCH NUT



SS SPRIT PIN



SS STAR WASHERS



SS TEE BOLT



SS U CLEMP

MS FASTENERS



GI NUT-BOLT



HT NUT-BOLT



MS T BOLT



MS ANCHOR FASTENERS



GI SELF DRILLING SCREWS



XYLAN PALETING SDS



GI SPRING NUT



MS TEE NUT



MS CASTLE NUT



MS CLINCHING NUT



MS CAGE NUT



MS INSERT NUT



MS PLAIN WASHER



MS SPRING WASHER



MS PAER WASHER



MS CIRCLIP

DAIRY AND PHARMA FITTINGS



SMS WELD UNION



DIN UNION



SMS EXP. UNION



SS SIGHT GLASS UNION



SHORT BEND



U BEND



DAIRY TEE



CON REDUCER



ECC REDUCER



TC BLIND



TC END REDUCER



TC END BEND



TC END TEE



TC CLEMP SET



TC CLEMP SET



TC HOUSE



TC CLEMP



PIPE HOLDER CLEMP



PIPE HOLDER CLEMP



bend-weld



FLEXIBLE HOUSE PIPE



HOSE CLEMP



LED SIGHT GLASS



MAN-HOLE



MENHOLE



PIPE CLEMP



SILICONE-BRAIDED-TUBES



UNION SPANNER



TUBE EXPENDOR

DAIRY AND PHARMA VALVE



SS BUTTERFLY WITH UNION



SS TC BUTTERFLY VALVE



SS WELD BUTTERFLY VALVE



SS TC BALL VALVE



SS DIAPHRAGM VALVE



SS TC NON RETURN VALVE



SS 3WAY PLUG VALVE



SS TANKER VALVE



SS 2WAY PLY VALVE



SS DAIRY MICRO VALVE



SS SEMPLING VALVE



SS DISC FILTER



INLINE PIPE-FILTER



SS SEMPLING VALVE




SS INLINE SIGHT GLASS



SS INLINE SIGHT GLASS



SS INLINE SIGHT GLASS



SS SPRAY-BALL



SS SPRAY-BALL



SS SPRAY-BALL



SS FLOT VALVE



RELIEF VALVE




SIGHT GLASS LIGHT GLASS



SS DOUBLE CHECK VALVE



SS FLUSH BOTTOM VALVE



SS SANITARY ROTARY SPRAY BALL



SS SAFETY RELIEF VALVE



SS UNION WITH LED LIGHT GLASS



SS WIPER TYPE SIGHT GLASS

BUTT-WELD & FORGED FITTING



BUTT-WELD 90DEG ELBOW



BUTT-WELD 45DEG ELBOW



SS U BEND



BUTT-WELD TEE



CON REDUCER



ECC REDUCER



END CAP



LONG STUBEND



LONG BEND



SS COLLAR FLANGE



SS BLIND FLANGE



SS WELD-NECK FLANGE



SS FLANGE



SS SLION FLANGE



CAM LOCK COUPLING

STAINLESS STEEL IC VALVE



BALL VALVE



THREE BALL VALVE



GATE VALVE



GLOBE VALVE



THREE PIC BALL VALVE



3PIC BALL VALVE TC END




NEEDLE VALVE



GLOBE VALVE FLANGE TYPE



GATE VALVE FLANGE TYPE



FLANGE TYPE BALL VALVE



DISC CHECK NRV VALVE



Y STRAINER FLANGE END



Y STRAINER



NON RETURN VALVE



SS NEEDLE VALVE SQUARE BODY



SS WAFER CHECK VALVE

STAINLESS STEEL IC FITTING



SS BEND



SS MALE-FEMALE BEND



SS REDUCER ELBOW



SS CROSS TEE



SS UNION



SS HEX NIPPLE



SS HEX BUSSUNG



SS HEX PLUG



SS CUPPLING



SS CHECK - NUT



SS HOUSE NIPPLE



SS BARREL NIPPLE



CAMLOCK COUPLING
TYPE B



CAMLOCK COUPLING
TYPE C



CAMLOCK COUPLING
TYPE B



CAMLOCK COUPLING
TYPE F

RUBBER SHEET AND GASKET




EPDM FLAT RUBBER SEAL-STRIP



EPDM-WASHER



GOODS GRADE RUBBER SHEET



RUBBER-SHEET-ROLLS



RUBBER-WASHERS



RUBBER SHEET ROLLS



SILICON RUBBER GASKET



SILICON-SHEET-



SMS BUTTERFLY GASKET



SMS GASKET



TC SILICON GASKET

STAINLESS STEEL RAW MATERIALS



SS Sheet




SS C Channel



SS ANGLE



SS COIL




SS FLAT



SS PERFORATED SHEET



SS PIPE




SS PLATE



SS ROUND BAR



SS SHEET



SS SQUARE PIPE



SS WIRE MES



SS HEXAGONAL BAR



SS CIRCLE



SS SQUARE BAR

DIMENSION OF PIPE FLANGES AS PER TABLE BS - 10

Table D : For Working Steam Pressure upto 50 lbs per sq. inch

Nominal Pipe size	O.D. of Pipe	Dia. of Flange	Dia. of Bolt Circle	No. of Bolt	Dia. of Bolt	Thickness
1/2"	21.3	95.3	66.7	4	12.7	4.8
3/4"	26.7	101.6	73.0	4	12.7	4.8
1"	33.4	114.3	82.6	4	12.7	4.8
1 1/4"	42.2	120.7	87.6	4	12.7	6.4
1 1/2"	48.3	133.4	98.4	4	12.7	6.4
2"	60.3	152.4	114.3	4	15.9	7.9
2 1/2"	73.0	165.1	127.0	4	15.9	7.9
3"	88.9	184.2	146.1	4	15.9	9.5
3 1/2"	101.6	203.2	165.1	4	15.9	9.5
4"	114.3	215.9	177.8	4	15.9	9.5
5"	141.3	254.0	209.6	8	15.9	12.7
6"	168.3	279.4	228.6	8	15.9	12.7
7"	190.5	304.8	260.4	8	15.9	12.7
8"	219.1	336.6	292.1	8	15.9	12.7
9"	244.5	368.3	323.9	8	15.9	15.9
10"	273.0	406.4	355.6	8	19.1	15.9
12"	323.9	457.2	406.4	12	19.1	15.9
14"	355.6	527.1	469.9	12	22.2	19.1
16"	406.4	577.9	520.7	12	22.2	19.1
18"	457.2	641.4	584.2	12	22.2	22.2
20"	508.0	704.9	641.4	16	22.5	25.4
24"	609.6	825.5	755.7	16	25.4	28.6

Table E : For Working Steam Pressure 50 lbs upto 100 lbs per sq. inch

Nominal Pipe size	Dia. of Flange	Dia. of Bolt Circle	No. of Bolt	Dia. of Bolt	Thickness
1/2"	95.3	66.7	4	12.7	6.4
3/4"	101.6	73.0	4	12.7	6.4
1"	114.3	82.6	4	12.7	7.1
1 1/4"	120.7	87.3	4	12.7	7.9
1 1/2"	133.4	98.4	4	12.7	8.7
2"	152.4	114.3	4	15.9	9.5
2 1/2"	165.1	127.0	4	15.9	10.3
3"	184.2	146.1	4	15.9	11.1
3 1/2"	203.2	165.1	8	15.9	11.9
4"	215.9	177.8	8	15.9	12.7
5"	254.0	209.6	8	15.9	14.3
6"	279.4	228.6	8	19.1	17.5
7"	304.8	260.4	8	19.1	19.1
8"	336.6	292.1	8	19.1	19.1
9"	368.3	323.9	12	19.1	20.6
10"	406.4	355.6	12	19.1	22.2
12"	457.2	406.4	12	22.2	25.4
14"	527.2	469.9	12	22.2	25.4
16"	577.9	520.7	12	22.2	25.4
18"	641.4	584.2	16	22.2	28.6
20"	704.9	647.4	16	22.2	31.8
24"	825.5	755.7	16	25.4	38.1

Table F : For Working Steam Pressure above 100 lbs and upto 150 lbs per sq. inch

Nominal Pipe size	O.D. of Pipe	Dia. of Flange	Dia. of Bolt Circle	No. of Bolt	Dia. of Bolt	Thickness
1/2"	21.3	95.3	66.7	4	12.7	9.5
3/4"	26.7	101.6	73.0	4	12.7	9.5
1"	33.4	120.7	87.3	4	15.9	9.5
1 1/4"	42.2	133.4	98.4	4	15.9	12.7
1 1/2"	48.3	139.7	104.8	4	15.9	12.7
2"	60.3	165.1	127.0	4	15.9	15.9
2 1/2"	73.0	184.2	146.1	8	15.9	15.9
3"	88.9	203.2	165.1	8	15.9	15.9
3 1/2"	101.6	215.9	177.8	8	15.9	19.1
4"	114.3	228.6	190.5	8	15.9	19.1
5"	141.3	279.4	235.0	8	19.1	22.2
6"	168.3	304.8	260.4	12	19.1	22.2
7"	190.5	336.6	292.1	12	19.1	22.2
8"	219.1	368.3	323.9	12	19.1	25.4
9"	244.5	406.4	355.6	12	22.2	25.4
10"	273.0	431.8	381.0	12	22.2	25.4
12"	323.9	489.0	438.2	16	22.2	28.6
14"	355.6	552.5	495.3	16	25.4	31.8
16"	406.4	609.6	552.5	20	25.4	31.8
18"	457.2	673.1	609.6	20	28.6	34.9
20"	508.0	736.6	673.1	24	28.6	38.1
24"	609.6	850.9	781.1	24	31.8	41.3

Table H : For Working Steam Pressure above 150 lbs and upto 250 lbs per sq. inch

Nominal Pipe size	Dia. of Flange	Dia. of Bolt Circle	No. of Bolt	Dia. of Bolt	Thickness
1/2"	114.3	82.6	4	15.9	12.7
3/4"	114.6	82.6	4	15.9	12.7
1"	120.78	87.3	4	15.9	14.3
1 1/4"	133.4	98.4	4	15.9	17.5
1 1/2"	139.7	104.8	4	15.9	17.5
2"	165.1	127.0	4	15.9	19.1
2 1/2"	184.2	146.1	8	15.9	19.1
3"	203.2	165.1	8	15.9	22.2
3 1/2"	215.9	177.8	8	15.9	22.2
4"	228.6	190.5	8	15.9	25.4
5"	279.4	235.0	8	19.1	28.6
6"	304.8	260.4	12	19.1	28.6
7"	336.6	292.1	12	19.1	31.8
8"	368.3	323.9	12	19.1	31.8
9"	406.4	355.6	12	22.2	34.9
10"	431.8	381.0	12	22.2	34.9
12"	489.0	438.2	16	22.2	38.1
14"	552.5	495.3	16	25.4	41.3
16"	609.6	552.5	20	25.4	44.5
18"	673.1	609.6	20	28.6	47.6
20"	736.6	673.1	24	28.6	50.8
24"	850.9	781.1	25	31.8	57.2

CLASS 150 LBS

Nominal Pipe Size (MM)(INCH)	Flange Dia	Dia of Bolt Circle	Dia of Bolt Holes	No. of Holes	Thk of Flange	Dia of Hub	Length through Hub Dia of Bore						Dia of R/F	Depth of Socket	Pipe Dia
							S/O & S/W	W/N	L/J	S/O & S/W	L/J	R			
15 1/2	88.9	60.3	15.9	4	11.1	30.2	15.9	47.6	15.9	22.3	22.9	34.9	9.5	21.33	
20 3/4	98.4	69.8	15.9	4	12.7	38.1	15.9	52.4	15.9	27.7	28.2	42.9	11.1	26.67	
25 1	107.9	79.4	15.9	4	14.3	49.2	17.5	55.6	17.5	34.5	35.0	50.8	12.7	33.40	
32 1 1/4	117.5	88.9	15.9	4	15.9	58.7	20.6	57.1	20.6	43.2	43.7	63.5	14.3	42.16	
40 1 1/2	127.0	98.4	15.9	4	17.5	65.1	22.2	61.9	22.2	49.5	50.0	73.0	15.9	48.26	
50 2	152.4	120.6	19.0	4	19.0	77.8	25.4	63.5	25.4	62.0	62.5	92.1	17.5	60.31	
65 2 1/2	177.8	139.7	19.0	4	22.2	90.5	28.6	69.8	28.6	74.7	75.4	104.8	19.0	73.02	
80 3	190.5	152.4	19.0	4	23.8	107.9	30.2	69.8	30.2	90.7	91.4	127.0	20.6	88.90	
100 4	228.6	190.5	19.0	8	23.8	134.9	33.3	76.2	33.3	116.1	116.8	157.2	23.8	114.30	
125 5	254.0	215.9	22.2	8	23.8	163.5	36.5	88.9	36.5	143.8	144.5	185.7	23.8	141.30	
150 6	279.4	241.3	22.2	8	25.4	192.1	39.7	88.9	39.7	170.7	171.4	215.9	27.0	168.27	
200 8	342.9	298.4	22.2	8	28.6	246.1	44.4	101.6	44.4	221.5	222.2	269.9	31.7	219.07	
250 10	406.4	361.9	25.4	12	30.2	304.8	49.2	101.6	49.2	276.3	277.4	323.8	33.3	273.05	
300 12	482.6	431.8	25.4	12	31.8	365.1	55.6	114.3	55.6	327.1	328.2	381.0	39.7	323.85	
350 14	533.4	476.2	28.6	12	34.9	400.0	57.1	127.0	57.1	259.1	260.2	412.7	41.3	355.60	
400 16	596.9	539.7	28.6	16	36.5	457.2	63.5	127.0	63.5	410.5	411.2	469.9	44.4	406.40	
450 18	635.0	577.8	31.7	16	39.7	504.8	68.3	139.7	68.3	461.8	462.3	533.4	49.2	457.20	
500 20	698.5	635.0	31.7	20	42.9	558.8	73.0	144.5	73.0	513.1	513.1	584.2	54.0	508.00	
600 24	812.8	749.3	34.9	20	47.6	663.6	82.5	152.4	82.5	615.9	615.9	692.1	63.5	609.60	

CLASS 300 LBS

Nominal Pipe Size (MM)(INCH)	Flange Dia	Dia of Bolt Circle	Dia of Bolt Holes	No. of Holes	Thk of Flange	Dia of Hub	Length through Hub Dia of Bore						Dia of R/F	Depth of Socket	Pipe Dia
							S/O & S/W	W/N	L/J	S/O & S/W	L/J	R			
15 1/2	95.2	66.7	15.9	4	14.3	38.1	22.2	52.4	22.2	22.3	22.9	34.9	9.5	21.33	
20 3/4	117.5	82.5	19.0	4	15.9	47.6	25.4	57.1	25.4	27.7	28.2	42.9	11.1	26.67	
25 1	123.8	88.9	19.0	4	17.5	54.0	27.0	61.9	27.0	34.5	35.0	50.8	12.7	33.40	
32 1 1/4	133.3	98.4	19.0	4	19.0	63.5	27.0	65.1	27.0	43.2	43.7	63.5	14.3	42.16	
40 1 1/2	155.6	114.3	22.2	4	20.6	69.8	30.2	68.3	30.2	49.5	50.0	73.0	15.9	48.26	
50 2	165.1	127.0	19.0	8	22.2	84.1	33.3	69.8	33.3	62.0	62.5	92.1	17.5	60.31	
65 2 1/2	190.5	149.2	22.2	8	25.4	100.0	38.1	76.2	38.1	74.7	75.4	104.8	19.0	73.02	
80 3	209.5	168.3	22.2	8	28.6	117.5	42.9	79.4	42.9	90.7	91.4	127.0	20.6	88.90	
100 4	254.0	200.0	22.2	8	31.8	146.0	47.6	85.7	47.6	116.1	116.8	157.2	23.8	114.30	
125 5	279.4	234.9	22.2	8	34.9	177.8	50.8	98.4	50.8	143.8	144.5	185.7	-	141.30	
150 6	317.5	269.9	22.2	12	36.5	206.4	52.4	98.4	52.4	170.7	171.4	215.9	-	168.27	
200 8	381.0	330.2	25.4	12	41.3	260.3	61.9	111.1	61.9	221.5	222.2	269.9	-	219.07	
250 10	444.5	387.3	28.6	16	47.6	320.7	66.7	117.5	95.2	276.3	277.4	323.8	-	273.05	
300 12	520.7	450.8	31.7	16	50.8	374.6	73.0	130.2	101.6	327.1	328.2	381.0	-	323.85	
350 14	584.2	514.3	31.7	20	54.0	425.4	76.2	142.9	111.1	259.1	260.2	412.7	-	355.60	
400 16	647.7	571.5	34.9	20	57.2	482.6	82.5	146.0	120.6	410.5	411.2	469.9	-	406.40	
450 18	711.2	628.5	34.9	24	60.3	533.4	88.9	158.7	130.2	461.8	462.3	533.4	-	457.20	
500 20	774.7	685.8	34.9	24	63.5	587.4	95.2	161.9	139.7	513.1	513.1	584.2	-	508.00	
600 24	914.4	812.8	41.3	24	69.8										

STAINLESS STEEL PIPE DIMENSION AS PER ASTM & WEIGHT-KG. PER MTR. (ANSI B36.19)

Nominal Bore		Outside Diameter	Sch-5S		Sch-10S		Sch-40S		Sch-80S		Sch-160S
mm	INCH	mm	Wt mm	Weight (Kg/mt)	Wt mm	Weight (Kg/mt)	Wt mm	Weight (Kg/mt)	Wt mm	Weight (Kg/mt)	Wt mm
3	1/8	10.3	1.24	0.276	1.24	0.28	1.73	0.37	2.41	0.47	-
6	1/4	13.7	1.24	0.390	1.65	0.49	2.24	0.631	3.02	0.80	-
10	3/8	17.1	1.24	0.490	1.65	0.63	2.31	0.845	3.20	1.10	-
15	1/2	21.3	1.65	0.800	2.11	1.00	2.77	1.27	3.75	1.62	4.75
20	3/4	26.7	1.65	1.03	2.11	1.28	2.87	1.68	3.91	2.20	5.54
25	1	33.4	1.65	1.30	2.77	2.09	3.38	2.50	4.55	3.24	6.35
32	1 1/4	42.2	1.65	1.65	2.77	2.70	3.56	3.38	4.85	4.47	6.35
40	1 1/2	48.3	1.65	1.91	2.77	3.11	3.68	4.05	5.08	5.41	7.14
50	2	60.3	1.65	2.40	2.77	3.93	3.91	5.44	5.54	7.48	8.74
65	2 1/2	73.0	2.11	3.69	3.05	5.26	5.16	8.63	7.01	11.4	9.53
80	3	88.9	2.11	4.51	3.05	6.45	5.49	11.30	7.62	15.2	11.1
100	4	114.3	2.11	5.84	3.05	8.36	6.02	16.07	8.56	22.3	13.49
125	5	141.3	2.77	9.47	3.40	11.57	6.55	21.8	9.53	31.97	15.88
150	6	168.3	2.77	11.32	3.40	13.84	7.11	28.3	10.97	42.7	18.2
200	8	219.1	2.77	14.79	3.76	19.96	8.18	42.6	12.7	64.6	23.0
250	10	273.1	3.40	22.63	4.19	27.78	9.27	60.5	12.7	96.0	28.6
300	12	323.9	3.96	31.25	4.57	36.00	9.52	73.88	12.7	132.0	33.32
350	14	355.6	3.96	34.36	4.78	41.3	11.13	94.59	19.05	158.08	35.71
400	16	406.4	4.19	41.56	4.78	47.29	12.7	123.30	21.41	203.33	40.46
450	18	457.2	4.19	46.80	4.78	53.42	14.27	155.80	23.8	254.36	45.71
500	20	508.0	4.78	59.25	5.54	68.71	15.09	183.42	26.19	311.2	49.99
600	24	609.6	5.54	82.47	6.35	94.45	17.48	255.41	30.96	442.08	59.54

WEIGHT & THICKNESS OF S.S GAUGE PIPES

DIMENSION		10 SWG (3.2 MM)	12 SWG (2.6 MM)	14 SWG (2.1 MM)	16 SWG (1.65 MM)	18 SWG (1.2 MM)
Size	OD	Weight/MTR	Weight/MTR	Weight/MTR	Weight/MTR	Weight/MTR
1/2"	12.7	0.754	0.651	0.552	0.452	0.342
5/8"	15.875	1.006	0.856	0.718	0.582	0.437
3/4"	19.05	1.258	1.061	0.883	0.712	0.531
1"	25.4	1.762	1.470	1.214	0.972	0.720
1 1/4"	31.75	2.266	1.880	1.544	1.232	0.909
1 1/2"	38.1	2.770	2.289	1.875	1.492	1.098
2"	50.8	3.778	3.108	2.537	2.012	1.476
2 1/2"	63.5	4.786	3.928	3.198	2.531	1.854
3"	76.2	5.794	4.747	3.860	3.051	2.232
3 1/2"	88.9	6.802	5.566	4.521	3.571	2.610
4"	101.6	7.810	6.385	5.183	4.091	2.988

- ✦ Fasteners
- ✦ MS Fasteners
- ✦ Dairy and Pharma Fittings
- ✦ Butt - Weld Fittings
- ✦ Forge and Flange Fitting
- ✦ All Type IC Fittings
- ✦ SS Raw Materials
- ✦ Ferrule Fittings



B M FASTENERS

03, second floor, bahulker chember behind GEB office, Sant Kabir road, baranpura naka Vadodara Gujarat 390001

Mobile : (+91) 9925735428 Email : bmfasteners77@gmail.com

